



The ABC ARMLOCK & X-LOCK for Masonry, Lateral Restraint System

ABC ARMLOCK

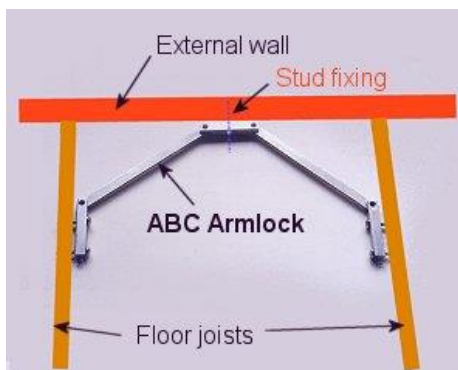
Description and Use

Unique design concept – An adjustable load transfer devices for providing lateral restraint to masonry walls.

All Design Rights Reserved. Patent No GB2399832

The ABC ARMLOCK for masonry is an easily fixed, fully adjustable, load transfer device permitting floor plates to be used to provide lateral restraint to abutting walls. Where floor joists bear upon a wall, which is in need of restraint, instead of having to cut timber noggings to be fitted between the joists, which inevitably are unevenly spaced, the ABC Armlock adjusts to fit the joist spacing exactly and is easily coach screwed to the side of the joists.

The connection of the ABC Armlock, to the wall, is provided by a threaded stainless steel bar, embedded into the masonry with an appropriate grout. The ABC Armlock is fabricated from Grade 304 Stainless Steel which ensures a long-term corrosion free performance.



The ABC Armlock is connected to the wall by an embedded stud fixing (not included) and easily adjusts to the joist spacing.

Double coach screw fixings are provided to secure the device to the side of the joists.

Fixings are made clear of the joist ends thereby avoiding any soft wood, which may be present.



See over for additional usage as a “through the building tie” and details of the X-LOCK.

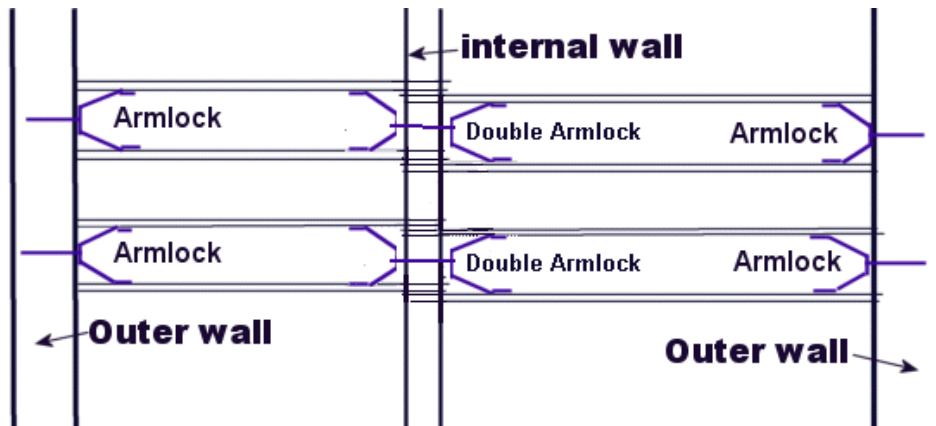
Website: www.lateralrestraint.com email: info@lateralrestraint.com



The ABC ARMLOCK for Masonry. Lateral Restraint System

ARMLOCK “through building ties”:

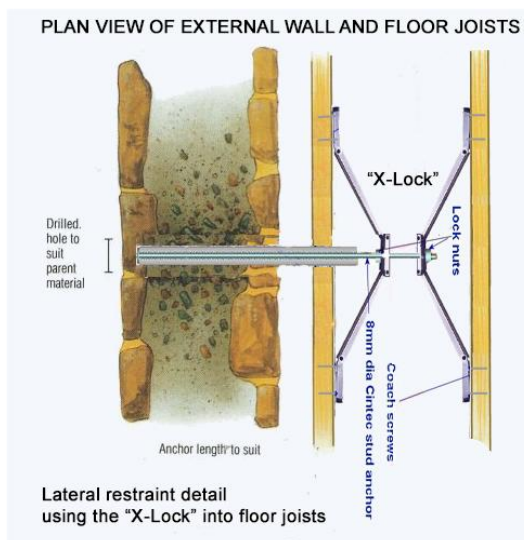
The system can also be used as a “through building tie” by placing the device at each end of pairs of joists, with a bolted connection through the joists if they are lapped in the width of the building.



The X-LOCK Lateral Restraint for joists parallel to walls.

The ABC X-LOCK for masonry is an easily fixed, fully adjustable, load transfer device permitting floor plates to be used to provide lateral restraint to adjacent walls.

Where floor joists run parallel to a wall, which is in need of restraint, instead of having to drill and fix a device from outside of the building, an anchor is fixed into the wall to form a mechanical connection, the ABC X-lock added and adjusted to fit between the joist spacing, and finally coach screwed to the side of the joists.



Schematic diagram



Photo of actual installation